



N. K. PUBLIC SCHOOL



HOLIDAY HOMEWORK

MAY 18 - JUNE 21

BEST TIME TO LEARN A NEW SKILL

Wishing you days
filled with fun,
creativity, and
laughter

FAMILY

**SCREEN
FREE**

PLAY & LEARN

**MAKE
FRIENDS**

**Let your child enjoy a holiday
packed with games, crafts,
music, and new friends!**



Dear Parents,

Summer holidays are not just a break from schoolwork; they are a beautiful opportunity for children to slow down, explore life beyond textbooks, and grow in ways that classrooms alone cannot offer.

This year, we encourage a **screen-free and meaningful summer** for our students. Let this vacation be filled with **curiosity, creativity, and connection**. Encourage your child to learn a **new skill, discover a hobby, help at home, observe nature, and ask questions** about the world around them.

More importantly, let this be a time for **family bonding**. Spend unhurried moments together. Talk, laugh, and share stories.

Give your child the warmth of your presence – sometimes a **simple hug reassures them more than a hundred words**.

We request parents to nurture a few small but powerful habits during these holidays:

- **Read a story to your child every night.** Books open windows to imagination and values.





- **Make meals a family time.** Sit together, talk about the day, and create memories.
- **Encourage conversations rather than screens.** Childhood is too precious to be spent scrolling.
- **Appreciate their efforts and celebrate small learnings.**

Remember, the greatest gift we can give our children is **our time, attention, and love.**

The holiday homework shared with you is designed to be **joyful, creative, and experiential** rather than burdensome. We hope these activities will help children return to school with **new skills, happy memories, and brighter smiles.**

Wishing all our students and families a **safe, joyful, and meaningful summer vacation.**

Warm regards,

Principal

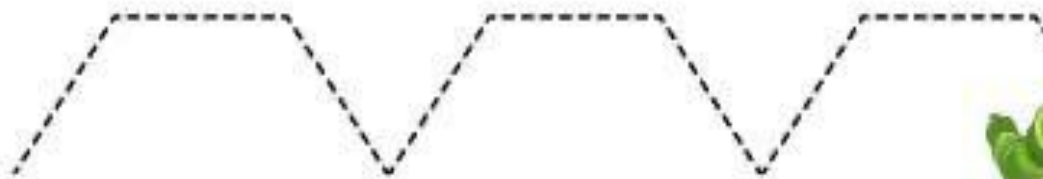
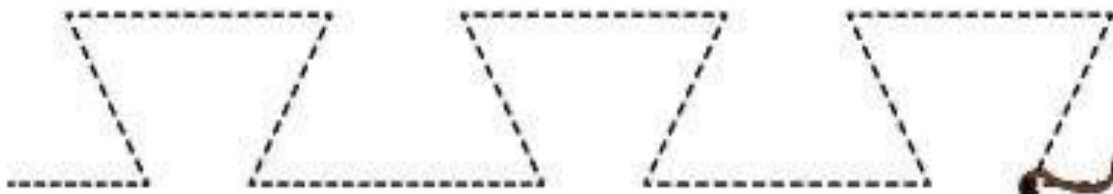
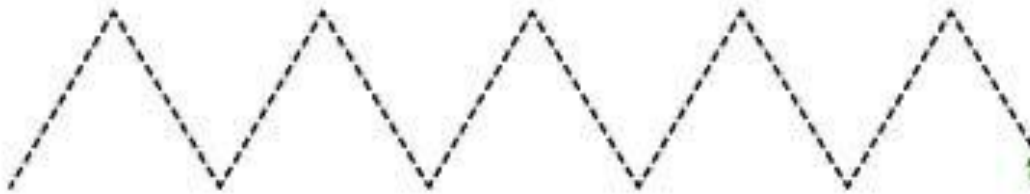
N. K. Public School




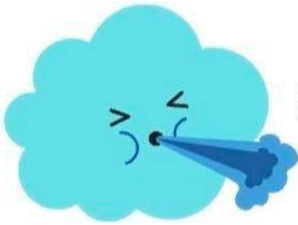


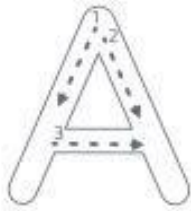
Name: _____

Trace the Pattern

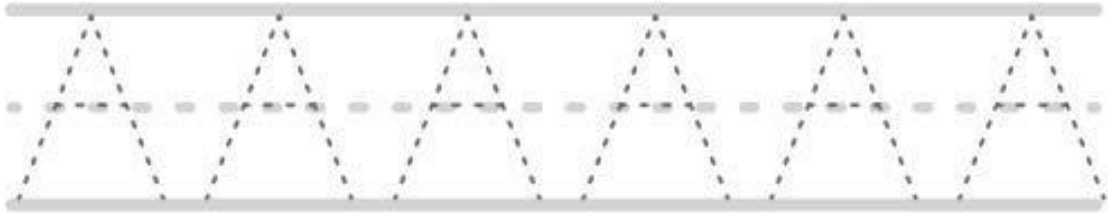
Trace the line in each pattern.



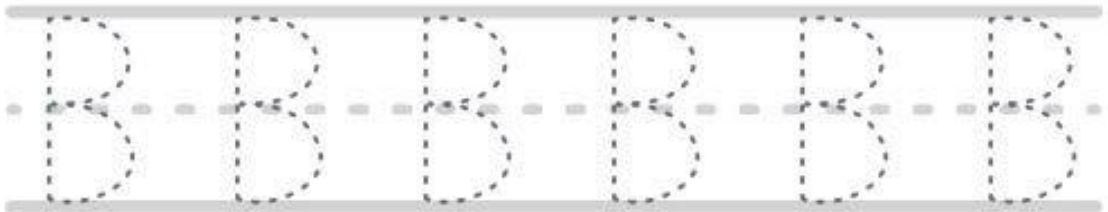




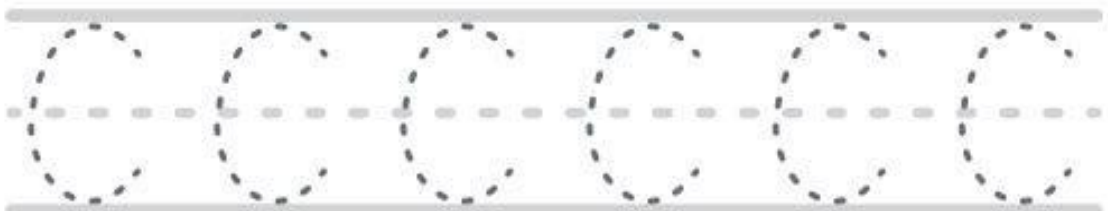
Apple




Banana



Carrot



अ



अनार

A blue outline of the Hindi letter 'अ' with five numbered arrows indicating the correct stroke order for writing: 1 (curved top), 2 (bottom curve), 3 (middle curve), 4 (vertical stem), and 5 (horizontal top bar).		

अक्षर लिखें और चित्र को रंग दें।

अ



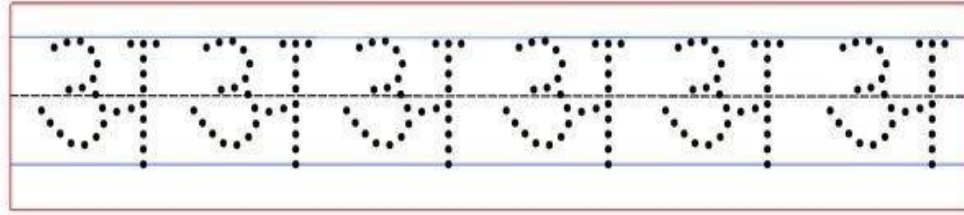
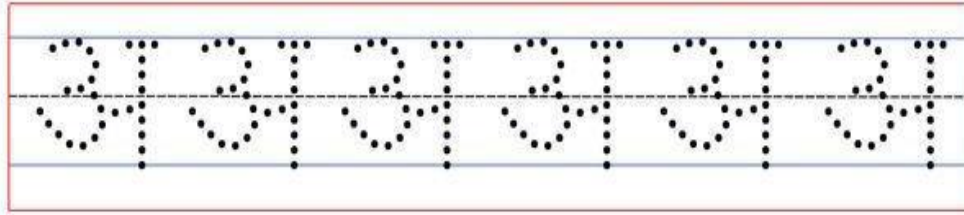
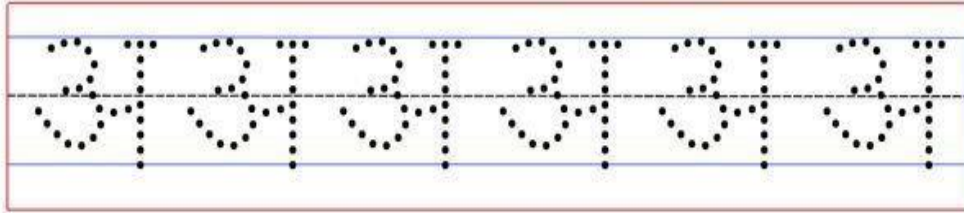
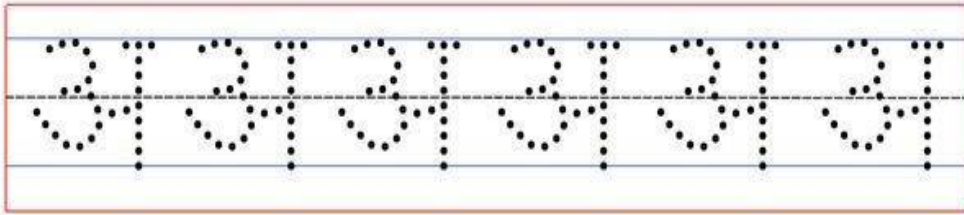
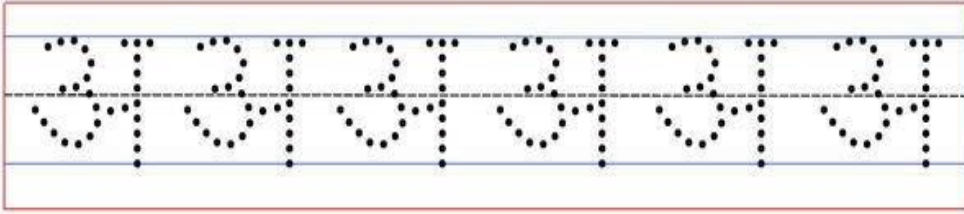
अनार




अमरूद



अदरक





हस्ताक्षर :

दिनांक :

Name.....

Date.....


Let's colour the fruit.

Watermelon





I find the correct numbers



Find the numbers inside the circle and circle them in the same color as the color of the circle



1 3 4 2 5

3 2 5 4 1

4 5 1 3 2

1 2 3 4 5

5 4 3 2 1

5 1 3 2 4

1 3 4 5 2

Look and Match – 5 Senses Organs

