



N. K. PUBLIC SCHOOL




HAPPY

SUMMER HOLIDAY

**HOLIDAY HOMEWORK
BOOKLET**

97855 00061 / 97855 00042






Dear Parents and Students,
Warm Greetings!

The much-awaited summer holidays are here — a 45-day journey filled with joy, exploration, and the chance to create lasting memories. While vacations are a time to relax and recharge, they are also a golden opportunity to nurture creativity, curiosity, and closer family bonds.

To make this summer truly meaningful, we have curated a Summer Holiday Homework Booklet filled with engaging, creative, and thoughtful activities. These tasks are designed not just to sharpen academic skills, but also to encourage children to connect with family members, reduce screen time, and learn valuable life lessons.

Parents, we seek your active partnership in this journey. Your involvement will help your child find joy in learning beyond books, develop social-emotional skills, and create wonderful memories with family.

We have specially included tasks that encourage children to:

- **Spend time with grandparents** — listening to family stories, learning traditional games, or helping them with simple tasks.
 - **Connect with relatives and cousins** — through letter writing, phone calls, or short visits.
 - **Understand the importance of safety and responsibility** — like practicing safe electricity use, turning off devices when not in use, and learning simple home safety tips.
 - **Engage creatively with parents** — through cooking sessions, DIY home projects, storytelling, gardening, and shared reading time.
- 



Special Parent Assignments:

- **Mother's Time:** Help your child learn a traditional family recipe or craft. Spend one day each week creating something together and documenting the experience.
- **Father's Time:** Organize a weekly "safe energy" project — teach them how to save electricity at home (e.g., switching off lights, unplugging chargers) and create a simple 'Energy Saver' chart together.
- **Grandparents' Moments:** Encourage your child to interview grandparents about their childhood, write a short story, or create a scrapbook titled "Stories from Grandma and Grandpa."
- **Cousins' Connect:** Plan a small virtual or real family gathering where cousins can share a song, poem, or short performance.


Through these shared activities, your child will not only keep learning but will also experience the joy of bonding with loved ones — an education that goes beyond textbooks.

Let's work together to make this summer a safe, productive, and unforgettable experience for our children!

Wishing you a happy, safe, and sunny vacation!

Warm Regards,

Team NKPS

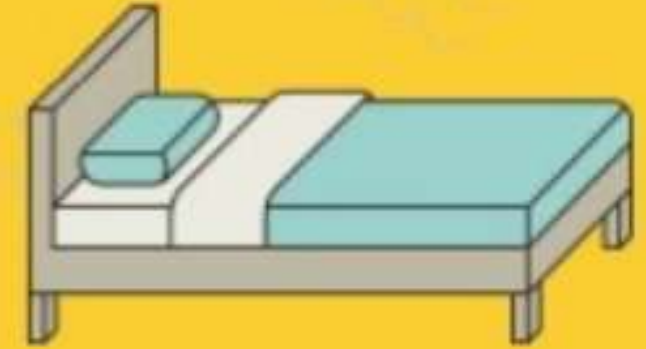




SCHOOL HOLIDAY RULES

No electronics (mobile phone, laptop, tablet or TV) until you have done the following :

- HAVE YOU MADE YOUR BED



- HAD BREAKFAST



- 20 MINUTES OF READING



- 20 MINUTES OF COLOURING OR WRITING



- DO YOUR DAILY CHORE



- PLAY OUTSIDE FOR 30 MINUTES



- MAKE OR BUILD SOMETHING CREATIVE (LEGOS, TOYS, CRAFT)



- HELP SOMEONE IN THE FAMILY



Colour the Rhyming Words

gray	-	tray	raise	tea	eye
rake	-	said	pray	sake	tie
lent	-	fed	sent	firm	rode
fade	-	den	said	made	bid
wife	-	fam	when	sir	life
oak	-	frock	soak	teak	peak
swag	-	drag	frog	bang	sing
chin	-	rang	stem	spin	sang

COMPOUND WORDS

A **compound word** is a word made up of two words that have been put together. A few examples of compound words include: firefly, moonlight, and airport.

Directions: Pick a word from the word box, and add it to a word below to make a compound word.

ball	hero	bow	child	way
paper	melon	flower	noon	tail

1. water + _____ = _____

2. high + _____ = _____

3. sun + _____ = _____

4. grand + _____ = _____

5. news + _____ = _____

6. super + _____ = _____

7. eye + _____ = _____

8. after + _____ = _____

9. pony + _____ = _____

10. rain + _____ = _____

प्रश्न-1. गमलें से स्वर और व्यंजन अलग करें।

स्वर



व्यंजन

प्रश्न-2. अक्षर जोड़कर शब्द बनायें।

क + प =

ख + त =

घ + र =

ज + ग =


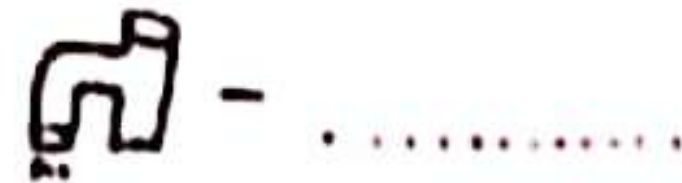
न + ल =

ब + स =

प्रश्न-3. चित्रों के नाम लिखें।



10-



प्रश्न-4. शब्द पूरे करें।

ज....

ब.....

न.....

छ.....

प.....

...स

...ल

ट.....

...ग



प्रश्न १. खाली स्थानों में सही संज्ञा शब्द चुनकर लिखिए ।

चिड़िया भारत शेर मुंबई दादी गुलाब

- (क) जंगल में _____ रहता है ।
(ख) हमारे देश का नाम _____ है ।
(ग) मेरी _____ मुझे कहानी सुनाती हैं ।
(घ) बगीचे में _____ के फूल खिले हैं ।
(ङ) पेड़ पर _____ बैठी है ।
(च) मैं _____ शहर में रहता हूँ ।

प्रश्न २. लिंग बदलकर लिखिए ।

- | | |
|------------------|-----------------|
| (क) भाई _____ | (ख) माता _____ |
| (ग) गायक _____ | (घ) बैल _____ |
| (ङ) बिल्ली _____ | (च) धोबिन _____ |

प्रश्न ३. समान अर्थ वाले शब्द लिखिए ।

- | | |
|----------------|----------------|
| (क) पानी _____ | (ख) धरती _____ |
| (ख) पूत _____ | (घ) पेड़ _____ |
| (ङ) नभ _____ | (च) वायु _____ |

प्रश्न ४. नीचे लिखे शब्दों में सही जगह पर मात्रा लगाइए ।

- | | |
|---------|------------|
| (क) हरन | (ख) कछुआ |
| (ग) कआ | (घ) बुढ़या |
| (ङ) मलक | (च) मले |

लालची कुत्ता

नीचे दिए गयी कहानियों को ध्यान से पढ़ कर उत्तर लिखिए।

एक कुत्ते को नदी किनारे रोटी का टुकड़ा मिला। वह उसे लेकर पुल पार कर रहा था। पानी में अपनी परछाई देखकर उसे लगा कि कोई और कुत्ता रोटी लिए खड़ा है। उसने वह रोटी छीनने के लिए भौंकते ही अपनी रोटी पानी में गिरा दी और खुद भूखा रह गया।



प्रश्न:

1. कुत्ते को क्या मिला?

उत्तर: _____

2. कुत्ते ने अपनी रोटी क्यों खो दी?

उत्तर: _____

3. कुत्ते ने पानी में क्या देखा?

उत्तर: _____

4. इस कहानी से क्या शिक्षा मिलती है?

उत्तर: _____

Name _____

Maths





2-Digit Addition With Regrouping!



Directions: Solve the problems.

Color part of the turkey dinner that matches your answer.

$\begin{array}{r} 35 \\ + 49 \\ \hline \end{array}$	$\begin{array}{r} 58 \\ + 33 \\ \hline \end{array}$	$\begin{array}{r} 78 \\ + 14 \\ \hline \end{array}$	$\begin{array}{r} 39 \\ + 45 \\ \hline \end{array}$
$\begin{array}{r} 67 \\ + 28 \\ \hline \end{array}$	$\begin{array}{r} 36 \\ + 26 \\ \hline \end{array}$	$\begin{array}{r} 44 \\ + 39 \\ \hline \end{array}$	$\begin{array}{r} 55 \\ + 35 \\ \hline \end{array}$



Ordering 3-Digit Numbers

Arrange the given numbers in ascending order.

735, 196, 849

____ < ____ < ____ < ____

124, 689, 357

____ < ____ < ____ < ____

598, 743, 481

____ < ____ < ____ < ____

872, 104, 527

____ < ____ < ____ < ____

916, 270, 754

____ < ____ < ____ < ____

413, 857, 124

____ < ____ < ____ < ____

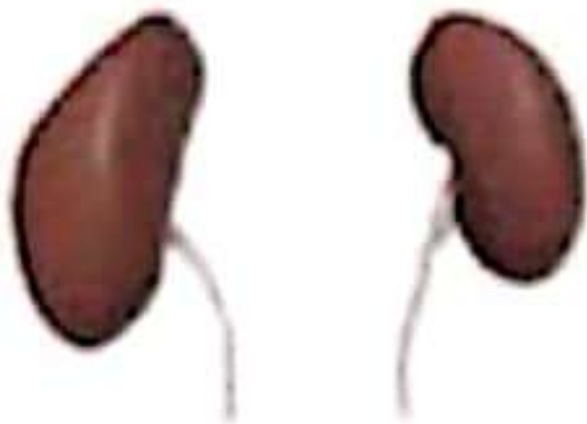
THE HUMAN BODY

1. Watch the video "[BBC Learning - Major Organs of the Human Body](#)" and complete the next sentences.

stomach	brain	kidneys	skin	heart	liver	lungs
---------	-------	---------	------	-------	-------	-------

- Your _____ does all your **thinking** and tells the other part of your body **what to do**.
- Your _____ **pumps blood** around your body.
- Your _____ **bring air** in and out of your body.
- Your _____ **digests** your food breaking it down.
- Your _____ **cleans** your blood.
- Your _____ **filter** the blood.
- Your _____ **holds** everything together in a protective waterproof layer.

2. Write the name of the major organs from the previous unit on the corresponding picture.



1. _____



2. _____



3. _____



4. _____



5. _____



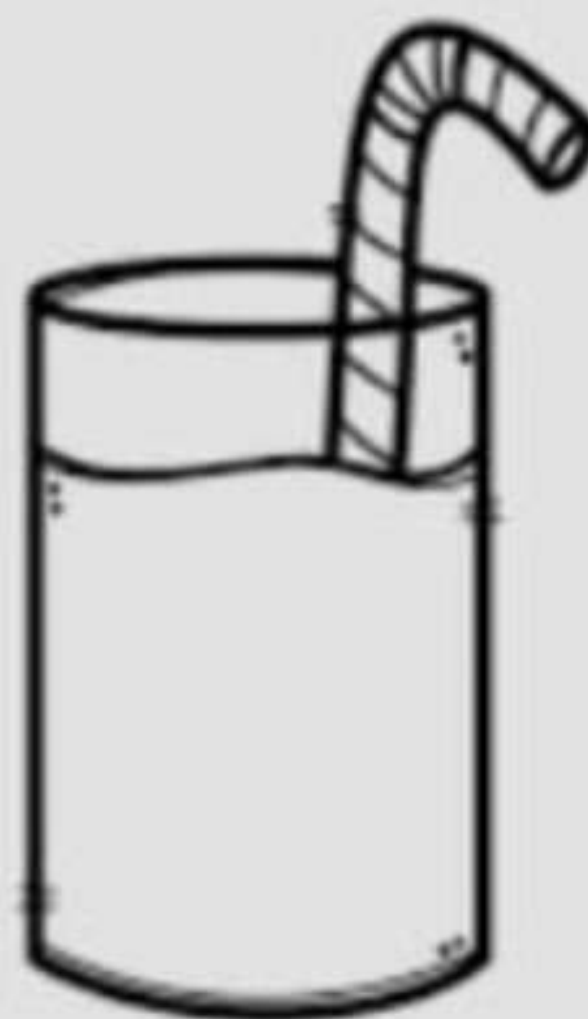
6. _____

Name _____



Healthy or Not Healthy?

Cross out the unhealthy foods. Color the healthy foods.



My Family.

Choose the correct word to fill the blanks.

1. Father and mother are called _____.
2. The parents of our _____ are called grandparents.
3. A _____ family has three to four members.
4. A big family is also called a _____.
5. A small family is also called a _____.
6. A _____ family has more than four members.
7. A _____ shows the members of the family.
8. Parents _____ of their children.
9. We must _____ our elders.
10. A father, a mother, and their children make a _____.
11. A brother of your father is an _____ to you.
12. A daughter of your aunt is a _____ to you.

joint family

small

big

family tree

respect

parents

nuclear family

cousin

uncle

take care

family

parents

N K Public School

Computer Worksheet

Class 2

Q1. Fill in the blanks using the given hints:

1. There are _____ main parts of a computer.
2. The standard keyboard has _____ keys.
3. A mouse has _____ buttons on it.
4. A _____ is used to record our voice into the computer.
5. CD stands for _____.
6. The printed copy on paper is called the _____.
7. A _____ is used to point and select an object.
8. _____ is known as the brain of the computer.
9. A _____ looks like a TV.
10. CPU stands for _____.

Hints:

104
Mouse
Monitor
4
Microphone
Hard copy
Compact Disk
2 or 3
CPU
Central Processing Unit

Q2. Write True/False:

1. Dot matrix is a kind of printer. ☐
2. The buttons on a keyboard are called keys. ☐
3. Speakers are used to play sound. ☐
4. A printer shows the text on the screen. ☐

Q.2. Write the names of the parts of computer given below: