



N. K. PUBLIC SCHOOL



HOLIDAY HOMEWORK

MAY 18 - JUNE 21

BEST TIME TO LEARN A NEW SKILL

Wishing you days
filled with fun,
creativity, and
laughter

FAMILY

SCREEN
FREE

PLAY & LEARN

MAKE
FRIENDS

Let your child enjoy a holiday
packed with games, crafts,
music, and new friends!



Dear Parents,

Summer holidays are not just a break from schoolwork; they are a beautiful opportunity for children to slow down, explore life beyond textbooks, and grow in ways that classrooms alone cannot offer.

This year, we encourage a **screen-free and meaningful summer** for our students. Let this vacation be filled with **curiosity, creativity, and connection**. Encourage your child to learn a **new skill, discover a hobby, help at home, observe nature, and ask questions** about the world around them.

More importantly, let this be a time for **family bonding**. Spend unhurried moments together. Talk, laugh, and share stories.

Give your child the warmth of your presence – sometimes a **simple hug reassures them more than a hundred words**.

We request parents to nurture a few small but powerful habits during these holidays:

- **Read a story to your child every night.** Books open windows to imagination and values.





- **Make meals a family time.** Sit together, talk about the day, and create memories.
- **Encourage conversations rather than screens.** Childhood is too precious to be spent scrolling.
- **Appreciate their efforts and celebrate small learnings.**

Remember, the greatest gift we can give our children is **our time, attention, and love.**

The holiday homework shared with you is designed to be **joyful, creative, and experiential** rather than burdensome. We hope these activities will help children return to school with **new skills, happy memories, and brighter smiles.**

Wishing all our students and families a **safe, joyful, and meaningful summer vacation.**

Warm regards,
Principal
N. K. Public School



SUBJECT: ENGLISH

Read the passage and answer the questions by highlighting the evidence.



I see a dog
The dog is on the mat .
The dog wants to play with cat.
It has a big cap .
The dog likes to eat ham.

★ What do I see ?

(1) a bug

(2) a dog

(3) a rat



★ Where is the dog ?

(1) in the box

(2) in the tub

(3) on the mat



★ What does dog eat?

(1) a bun

(2) a ham

(3) the jam



NOUNS

Look at the picture and write the noun words into the correct categories.



Doctor



Singer



Beach



Table



Ball



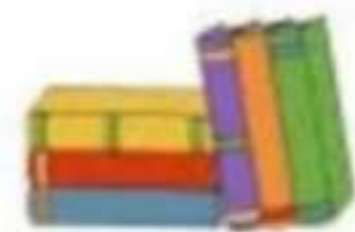
Monkey



Cat



Airport



Books



Farm



Horse



Teacher

Person

Things

Places

Animals

1.

1.

1.

1.

2.

2.

2.

2.

3.

3.

3.

3.

WORKSHEET- 1 (Naming Words)

1. Color the space RED if it names a Person.
2. Color the space BLUE if a names a Things.
3. Color the space YELLOW if it names a Places.
4. Color the space GREEN if it names a Animal.

crow	pen	girl	chair
ball	cat	branch	den
lady	bee	cup	flower
orange	farm	horse	baby
king	tree	pen	pocket
island	cop	monkey	stoll
boat	goat	cake	bear
tiger	pond	mango	grandpa

NK Public School
Maths Worksheet
Class-1

Ascending Order Worksheet

Clouds Fun



31, 28, 29



9, 15, 6

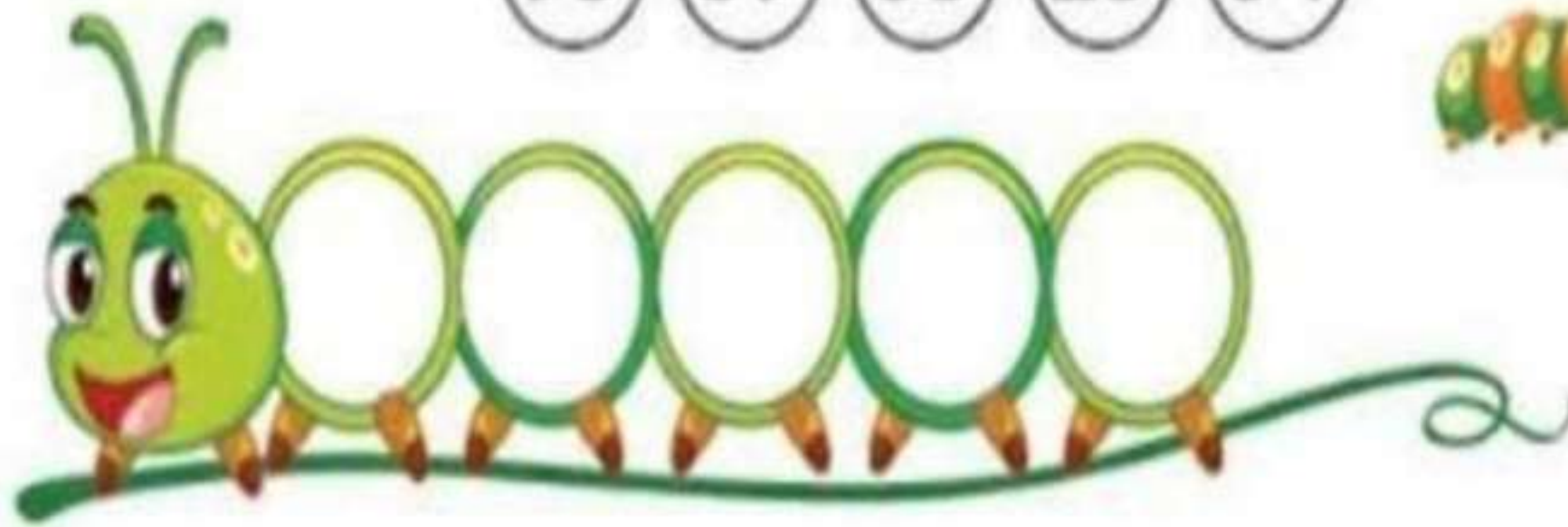


23, 26, 17

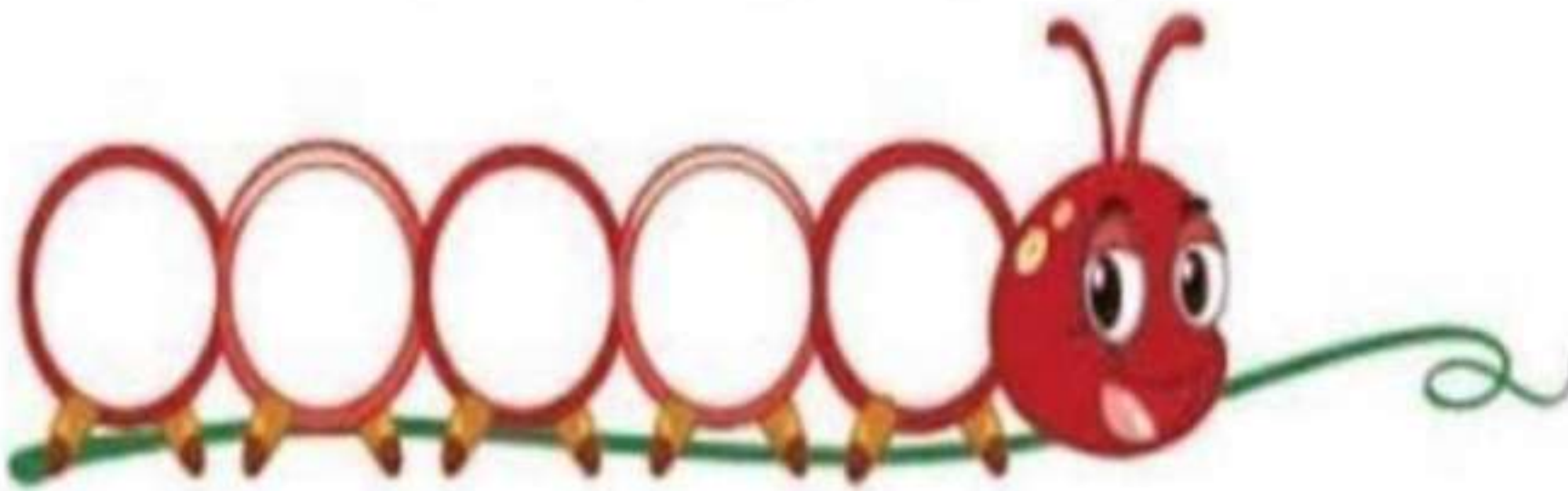


Arrange the numbers in descending order

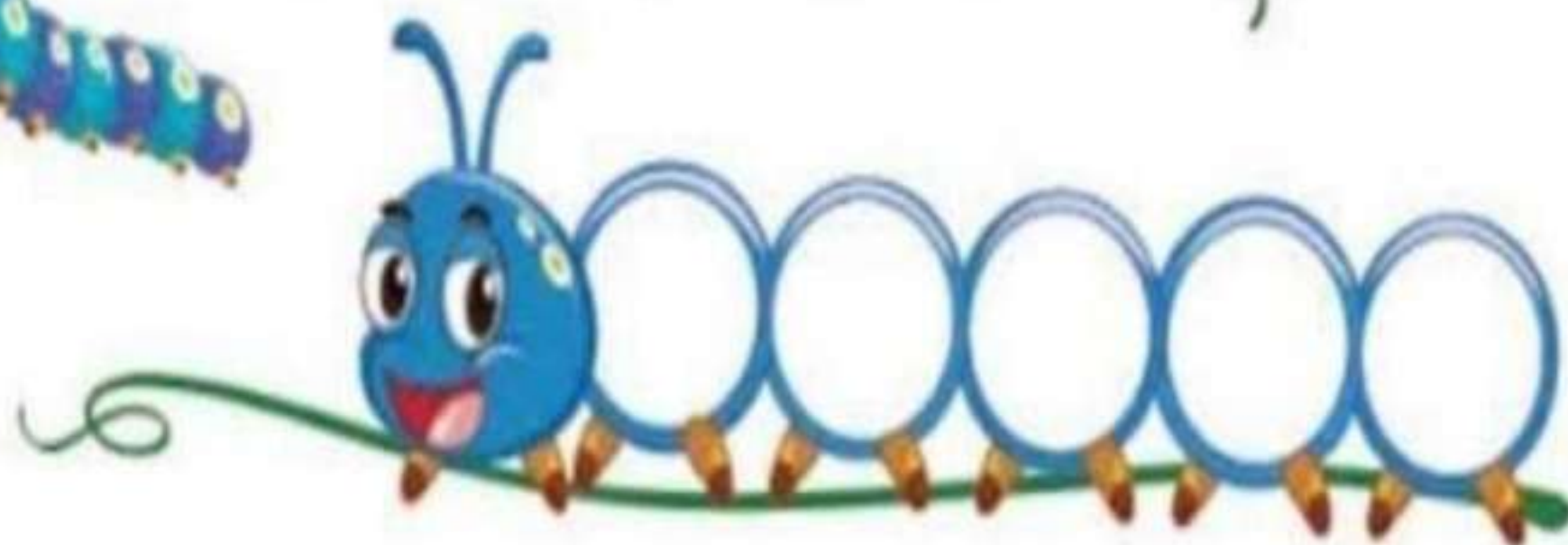
93 39 33 23 34



54 17 27 39 44



64 86 68 78 98



Hindi Worksheet

सुलेख: आ की मात्रा वाले शब्द



आओ आ की मात्रा वाले शब्दों का लिखकर अभ्यास करें।

तालाब

Handwriting practice lines for the word 'तालाब'.

Handwriting practice lines for the word 'तालाब'.

Handwriting practice lines for the word 'तालाब'.

आजाद

Handwriting practice lines for the word 'आजाद'.

Handwriting practice lines for the word 'आजाद'.

Handwriting practice lines for the word 'आजाद'.

अखबार

Handwriting practice lines for the word 'अखबार'.

Handwriting practice lines for the word 'अखबार'.

Handwriting practice lines for the word 'अखबार'.

पाठशाला

Handwriting practice lines for the word 'पाठशाला'.

Handwriting practice lines for the word 'पाठशाला'.

Handwriting practice lines for the word 'पाठशाला'.

कलाकार

Handwriting practice lines for the word 'कलाकार'.

Handwriting practice lines for the word 'कलाकार'.

Handwriting practice lines for the word 'कलाकार'.

बागवान

Handwriting practice lines for the word 'बागवान'.

Handwriting practice lines for the word 'बागवान'.

Handwriting practice lines for the word 'बागवान'.

उपवास

Handwriting practice lines for the word 'उपवास'.

Handwriting practice lines for the word 'उपवास'.

Handwriting practice lines for the word 'उपवास'.

1. चित्रों के नाम की शुरू की आवाज़ (वर्ण) इस थैली में है।

ढूँढ़कर लिखो-



अचार



म



मली



द



ठना



न



क



नक

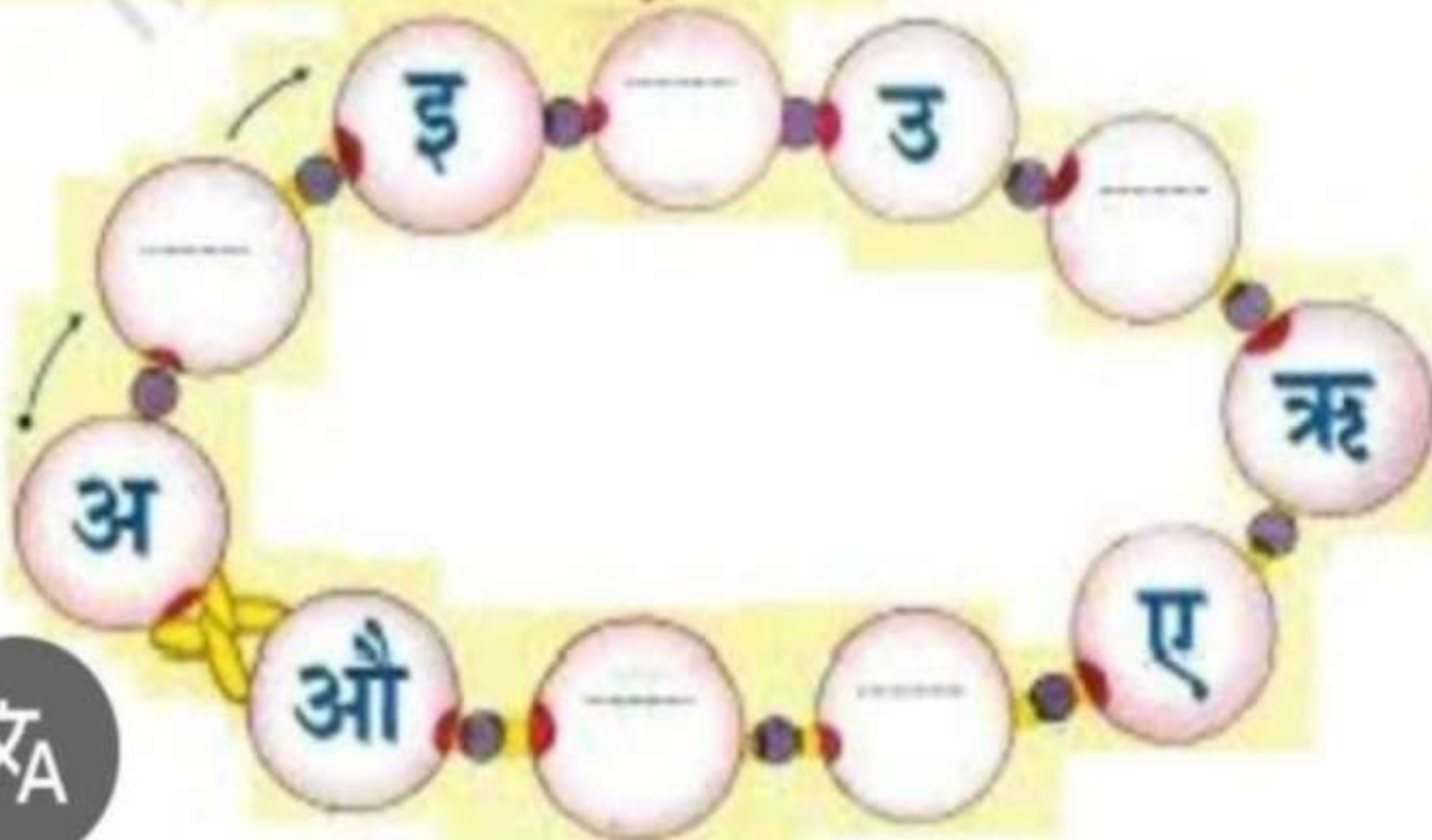


ठ



ज़ार

2. सही स्वर लिखकर माला पूरी करो-



My Family



1. My name is _____.
2. I'm _____ years old.
3. My mother's name is _____.
4. My mother is a/an _____.
5. My father's name is _____.
6. My father is a/an _____.
7. My grandmother's name is _____.
8. My grandfather's name is _____.
9. My sister's name is _____.
10. My sister is a/an _____.

Let me introduce myself

1. Hi, my name is _____.
2. I am ____ years old.
3. My birthday is on _____.
4. I am from _____.(country)
5. I live in _____.(city)
6. There are _____ people in my family.
7. They are _____.
8. My father is a/an _____.
9. My mother is a/an _____.
10. I am a student at _____.
11. My favorite subject is _____.
12. My favorite sport is _____.
13. I want to become a _____.
14. My hobby is _____.
15. My favorite food is _____.
16. My favorite drink is _____.
17. My favorite day of the week is _____.
18. I like _____ movies.
19. My favorite month is _____.
20. The most beautiful place in my country is _____.

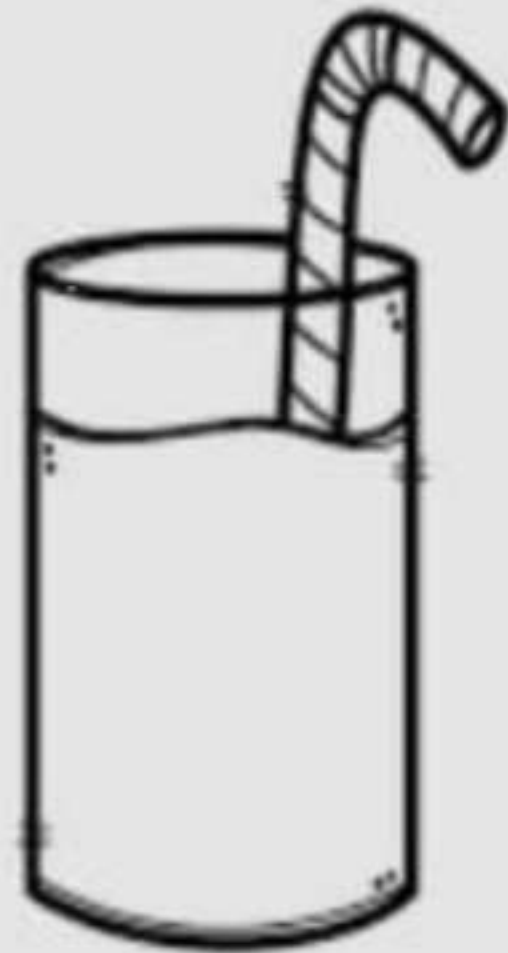


Name _____

Healthy or Not Healthy?



Cross out the unhealthy foods. Color the healthy foods.



N K Public School Computer Worksheet Class 1

Name: _____ Date: _____

PARTS OF COMPUTER

Cut out the words and paste them in the correct box to label the parts of the computer.



keyboard

CPU

mouse

printer

screen

monitor