



**N. K. PUBLIC SCHOOL**



HAPPY


# SUMMER HOLIDAY

HOLIDAY HOMEWORK  
BOOKLET

97855 00061 / 97855 00042








Dear Parents and Students,  
Warm Greetings!

The much-awaited summer holidays are here — a 45-day journey filled with joy, exploration, and the chance to create lasting memories. While vacations are a time to relax and recharge, they are also a golden opportunity to nurture creativity, curiosity, and closer family bonds.

To make this summer truly meaningful, we have curated a Summer Holiday Homework Booklet filled with engaging, creative, and thoughtful activities. These tasks are designed not just to sharpen academic skills, but also to encourage children to connect with family members, reduce screen time, and learn valuable life lessons.

Parents, we seek your active partnership in this journey. Your involvement will help your child find joy in learning beyond books, develop social-emotional skills, and create wonderful memories with family.

We have specially included tasks that encourage children to:

- **Spend time with grandparents** — listening to family stories, learning traditional games, or helping them with simple tasks.
  - **Connect with relatives and cousins** — through letter writing, phone calls, or short visits.
  - **Understand the importance of safety and responsibility** — like practicing safe electricity use, turning off devices when not in use, and learning simple home safety tips.
  - **Engage creatively with parents** — through cooking sessions, DIY home projects, storytelling, gardening, and shared reading time.
- 



### Special Parent Assignments:

- **Mother's Time:** Help your child learn a traditional family recipe or craft. Spend one day each week creating something together and documenting the experience.
- **Father's Time:** Organize a weekly "safe energy" project — teach them how to save electricity at home (e.g., switching off lights, unplugging chargers) and create a simple 'Energy Saver' chart together.
- **Grandparents' Moments:** Encourage your child to interview grandparents about their childhood, write a short story, or create a scrapbook titled "Stories from Grandma and Grandpa."
- **Cousins' Connect:** Plan a small virtual or real family gathering where cousins can share a song, poem, or short performance.

Through these shared activities, your child will not only keep learning but will also experience the joy of bonding with loved ones — an education that goes beyond textbooks.

Let's work together to make this summer a safe, productive, and unforgettable experience for our children! Wishing you a happy, safe, and sunny vacation!

Warm Regards,  
Team NKPS

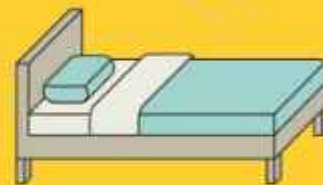




# SCHOOL HOLIDAY RULES

No electronics (mobile phone, laptop, tablet or TV) until you have done the following :

- HAVE YOU MADE YOUR BED



- HAD BREAKFAST



- 20 MINUTES OF READING



- 20 MINUTES OF COLOURING OR WRITING



- DO YOUR DAILY CHORE



- PLAY OUTSIDE FOR 30 MINUTES



- MAKE OR BUILD SOMETHING CREATIVE (LEGOS, TOYS, CRAFT)



- HELP SOMEONE IN THE FAMILY



**N K PUBLIC SCHOOL**  
**Class - 4 Subject -Hindi**

1. निम्नलिखित भाषा का कौन - सा रूप प्रयोग होता है?

1. रेडियो में गाना सुनना है -----

2. पत्र लिखना -----

3. वाद विवाद प्रतियोगिता में बोलना -----

4. दादी का कहानी सुनना-----

5. ईमेल करना -----

6. एस. एम .एस करना -----

2. निम्नलिखित भाषाएँ किन प्रदेशों में बोली जाती है ?

मिलान कीजिए ।

भाषा	प्रदेश
1. कश्मीरी	केरल
2. तमिल	पश्चिम बंगाल
3. पंजाबी	जम्मू - कश्मीर
4. बंगाली	तमिलनाडु
5. गुजराती	पंजाब
6. मलयालम	गुजरात

3. दिए गए शब्दों को उचित स्थान में भरकर वाक्य पूरे कीजिए।

1. जो भाषा बोल कर प्रकट की जाए उसे ----- भाषा कहते हैं ।
2. जब कोई संकेत के माध्यम से कुछ समझता है तो

उसे ----- भाषा कहा जाता हैं।

3. प्रत्येक वर्ष ----- को हिंदी दिवस मनाते हैं।

4. भारत की राष्ट्रीय भाषा ----- है।

5. प्रत्येक भाषा लिखने की अलग-अलग -----होती है।



## English

Draw a line from the word in the first column to a word in the second column to make a compound word.

rain ○

bath ○

star ○

wall ○

rattle ○

space ○

foot ○

play ○

green ○

table ○

○ ball

○ ship

○ paper

○ ground

○ house

○ bow

○ cloth

○ snake

○ fish

○ room





## Use Suffixes to Complete each Word.

Joy____	Peace____	Clean____	Dance____
Walk____	Toler____	Beauty____	Work____
Run____	Play____	Sing____	Import____
Danger____	Learn____	Assist____	Delight____
Care____	Happen____	Color____	Pour____
Adjust____	Nerve____	Finish____	Write____
Teach____	Quick____	Happ____	Delici____

Use the word bank of prefixes to complete each word.

Word Box

un-

uni-

in-

mis-

ex-

dis-

im-

de-

non-

re-

pre-

pro-

\_\_\_\_\_ chief

\_\_\_\_\_ trust

\_\_\_\_\_ obey

\_\_\_\_\_ well

\_\_\_\_\_ pair

\_\_\_\_\_ vise

\_\_\_\_\_ ject

\_\_\_\_\_ fect

\_\_\_\_\_ appear

\_\_\_\_\_ corn

\_\_\_\_\_ behave

\_\_\_\_\_ tidy

\_\_\_\_\_ possible

\_\_\_\_\_ duce

\_\_\_\_\_ please

\_\_\_\_\_ hale

\_\_\_\_\_ wind

\_\_\_\_\_ agree

\_\_\_\_\_ pel

\_\_\_\_\_ fess

\_\_\_\_\_ pert



# GRADE 4

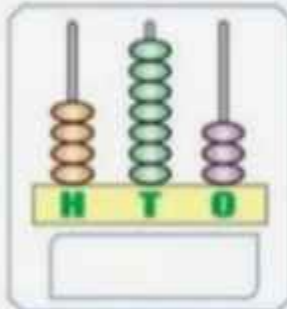
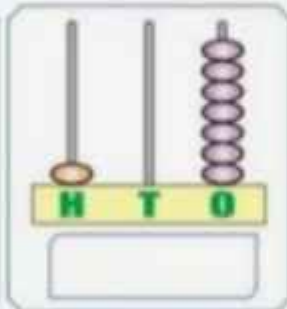
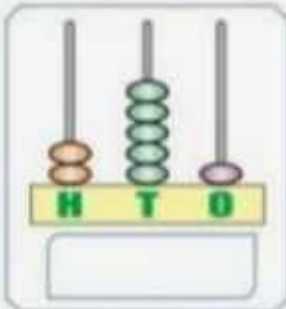
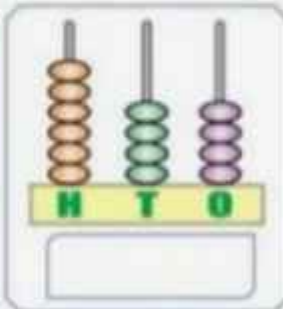
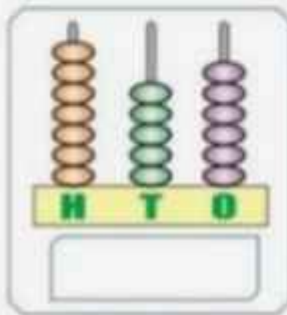
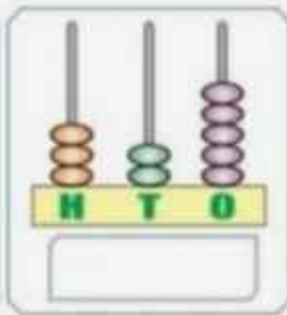
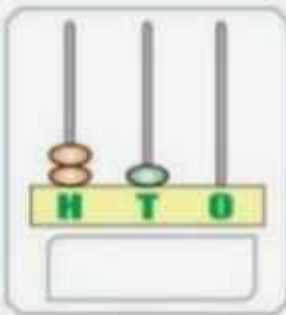
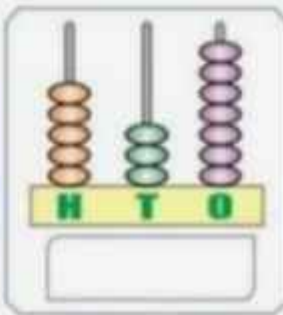
## Maths

### NUMBER SYSTEM


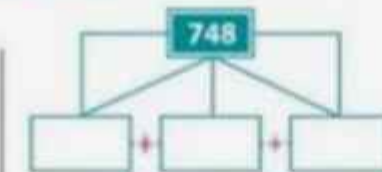
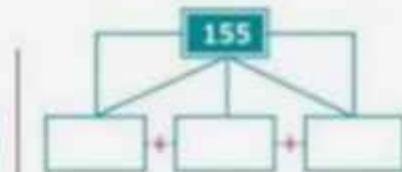



Maths

Sheet: 4

I. Write the numbers corresponding to the given representation.

 H T O <input type="text"/>	 H T O <input type="text"/>	 H T O <input type="text"/>	 H T O <input type="text"/>
 H T O <input type="text"/>	 H T O <input type="text"/>	 H T O <input type="text"/>	 H T O <input type="text"/>

II. Write the Expanded form.

 <input type="text"/> + <input type="text"/> + <input type="text"/>	 <input type="text"/> + <input type="text"/> + <input type="text"/>	 <input type="text"/> + <input type="text"/> + <input type="text"/>
 <input type="text"/> + <input type="text"/> + <input type="text"/>	 <input type="text"/> + <input type="text"/> + <input type="text"/>	 <input type="text"/> + <input type="text"/> + <input type="text"/>

III. Write the Standard form.

$400 + 30 + 9 =$ <input type="text"/>	$900 + 90 + 9 =$ <input type="text"/>	$100 + 20 + 8 =$ <input type="text"/>
$300 + 40 + 7 =$ <input type="text"/>	$500 + 80 + 0 =$ <input type="text"/>	$800 + 70 + 6 =$ <input type="text"/>
$300 + 90 + 9 =$ <input type="text"/>	$700 + 20 + 3 =$ <input type="text"/>	$200 + 20 + 2 =$ <input type="text"/>

Twinkle Worksh





## Write in numerals

One hundred eleven

One hundred twenty six

One hundred fifty three

Two hundred seventy nine

One hundred ten

Three hundred sixty eight

Two hundred two

Four hundred forty nine

Three hundred eighty eight

Two hundred thirty seven

Four hundred seventy one

Five hundred twenty one

Three hundred sixty nine

One hundred forty nine

Two hundred fifty three

Five hundred seventy two

Four hundred eighty three

Three hundred ninety six

One hundred thirty eight

I. Write the number names.

a. 3,89,009 =

\_\_\_\_\_

b. 4,00,034 =

\_\_\_\_\_

c. 89,129 =

\_\_\_\_\_

d. 52,060 =

\_\_\_\_\_

e. 4,02,098 =

\_\_\_\_\_

II. Write in figures.

a. Two lakh seven hundred = \_\_\_\_\_

b. Seven lakh, five thousand four hundred six = \_\_\_\_\_

c. Forty two thousand one hundred ninety four = \_\_\_\_\_

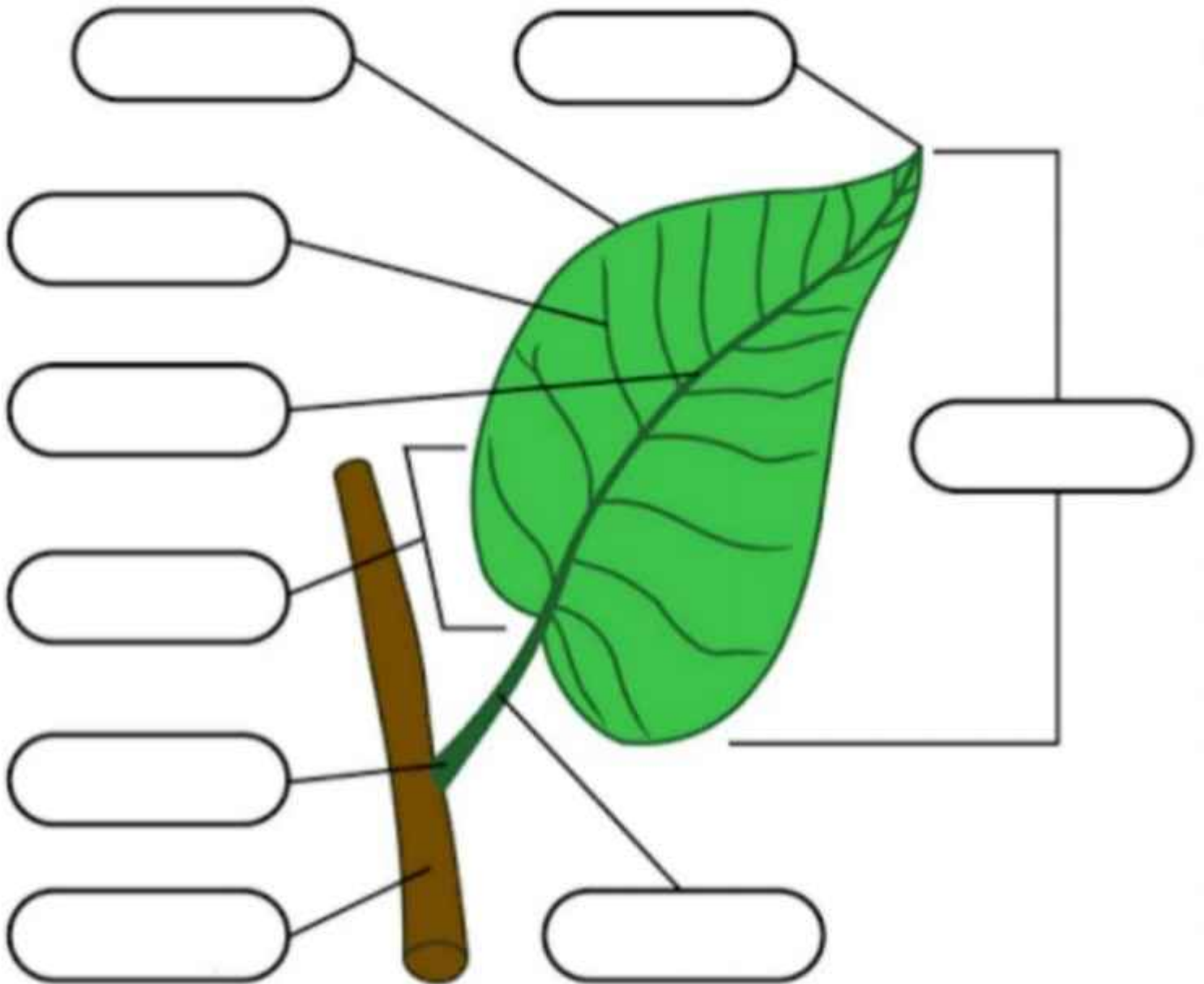
d. Twenty five thousand fifty three = \_\_\_\_\_

e. Five lakh three = \_\_\_\_\_

III. Write the place, place value and periods for the underlined digit.

Number	Place	Place value	Periods
<u>6</u> ,70,096			
7, <u>5</u> 8,007			
9,15, <u>0</u> 57			

# Label the Parts of a Simple Leaf



## Word Box

Leaf base

Axil

Stem

Petiole

Tip

Vein

Leaf-blade

Margin

Midrib



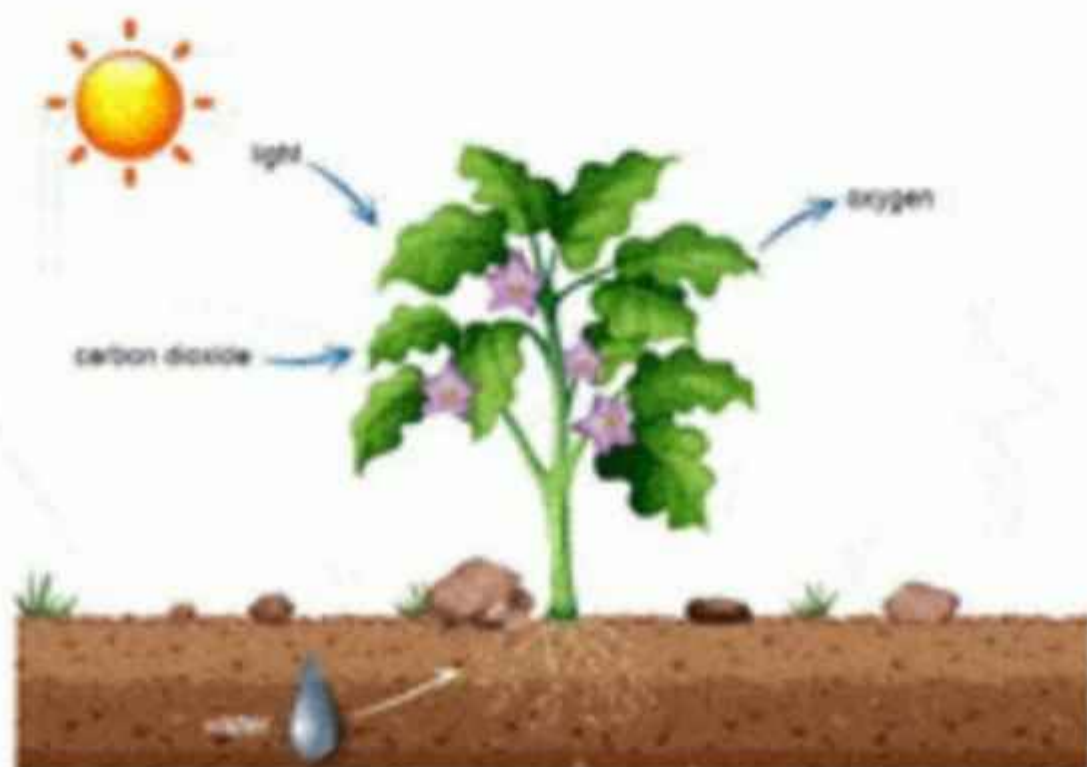
Fill in the blanks.

*light*

*air*

*water*

*oxygen*



Photosynthesis creates food for plants:

Plants use \_\_\_\_\_ from the sun.

Plants use carbon dioxide from the \_\_\_\_\_.

Plants use \_\_\_\_\_ from the soil.

Plants grow and give out \_\_\_\_\_.

# ANIMAL CLASSIFICATION

Write the name of each animal in the correct group!



BUTTERFLY



**FROG**



BIRD



ANT



CROCODILE



## SHARK



ELEPHANT



PEACOCK



**ZEBRA**



**SNAKE**



BEE



CAMEL

INSECTS	AMPHIBIANS	REPTILES	MAMMALS	BIRDS	FISH

# NK-Public School

## WORKSHEET- Chapter 1

**SUBJECT : Computer Science**

**GRADE : IV**

### I. Choose the correct answer:

1. A \_\_\_\_\_ is a rectangular storage device generally used in mobile phones, tablets and digital cameras.  
a) pen drive                      b) hard disk                      c) memory card                      d) none of these
2. A computer is a machine that works in \_\_\_\_\_ cycle.  
a) IPO                      b) IOP                      c) OPI                      d) none of these
3. The motherboard is present inside the \_\_\_\_\_ box.  
a) CPU                      b) CRT                      c) UPS                      d) none of these
4. Which of the following is an input device?  
a) Touch screen                      b) keyboard                      c) mouse                      d) all of these
5. The information stored in a computer is in the form of \_\_\_\_\_ digits.  
a) Binary                      b) decimal                      c) octal                      d) all of these
6. Hard disk is a \_\_\_\_\_ device.  
a) input                      b) output                      c) processing                      d) none of these
7. You can draw images directly on the computer screen using a \_\_\_\_\_.  
a) mouse                      b) track ball                      c) light pen                      d) none of these
8. The \_\_\_\_\_ unit of CPU controls all the activities and devices of the computer.  
a) control                      b) arithmetic and logical                      c) memory                      d) none of these
9. A \_\_\_\_\_ shows all the work that we do on the computer.  
a) keyboard                      b) mouse                      c) CPU                      d) none of these
10. A keyboard is an \_\_\_\_\_ device.  
a) input                      b) output                      c) process                      d) information

### II. Put a tick for the correct statements and a cross for the wrong ones:

11. A mouse without a wire is called as wired mouse.
12. A headphone is used by individual to listen music or sound from the computer without letting others to hear.
13. ROM is also called temporarily memory.
14. The CPU acts like the brain of a computer.
15. There are five processing devices in a computer.
16. Primary memory is the auxiliary memory of the computer.
17. Projector is an Input device.
18. A headphone with a microphone attached to it is also called a headphone..
19. The keyboard has many buttons on it called keys.
20. LCD and LED monitors consume less power than CRT monitors.

