


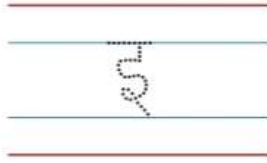
## SUMMER HOLIDAY HOME WORK : 2023-24

CLASS : LKG

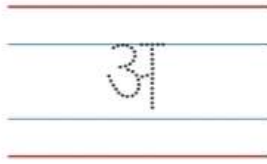
### HINDI



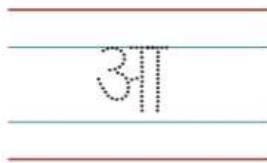
मू




अ



आ



सू



चित्र का सही वर्ण को ढूँढ कर गोला बनाओ



आ अ ऊ इ



इ ई ऊ ई



उ ऊ ई ई



आ उ इ उ

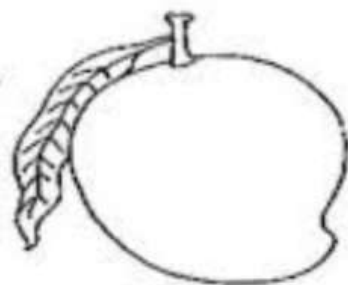
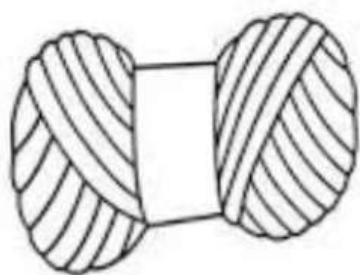


ऊ अ ऊ ई


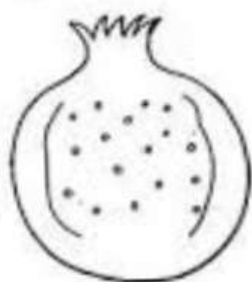


ऊ अ आ अ


मिलान करो और चित्र में रंग भरो



क ऊ इ  
आ च ओ  
ध उ ई अ



Choose the correct akshar as the given picture:





HOLY HEARTS SCHOOL  
VARANASI

NURSERY

चित्र को पहचाने और सही स्वर पर टिक करें

सही वर्ण को चित्र से मिलाओ



श



य



अ



आ



इ



ऊ

# ENGLISH


Circle the thing in each row that begins with **s**. Colour them.



s



s



s



s



s



s



A a




N n



T t



W w



D d



G g



## Missing Letters

Write the letter in the box which comes "BETWEEN" the given letter

H  J

B  D

U  W

I  K

L  N

A  C

D  F

Q  S

R  T

K  M

M  O

X  Z





# Alphabet Uppercase Letters

Write the uppercase letters.

A B C D

E F G H

I J K L

M N O P

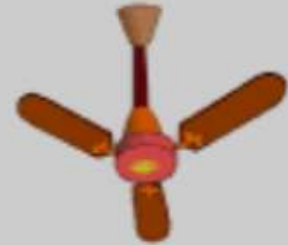
Q R S T

U V W X

Y Z

Match the Alphabets with the object with the same starting Alphabet

A



Y



F



P




O



# MATHEMATICS

## Count and Circle

Count and circle the given number of objects.



## Count and Colour

Colour the number box that matches with the number of the given objects.



1

2

3

4

5



1

2

3

4

5



6

7

8

9

10

# Count the Objects

Count the number of the objects in each box and circle the correct number.



1

3

6

9

8



2

5

3

4

1



5

4

3

7

9

Name \_\_\_\_\_ Date \_\_\_\_\_



1		3		5			8		10
---	--	---	--	---	--	--	---	--	----

11				15		17		19	
----	--	--	--	----	--	----	--	----	--

21		23			26			29	
----	--	----	--	--	----	--	--	----	--



31		33		35			38		40
----	--	----	--	----	--	--	----	--	----

	42		44		
--	----	--	----	--	--

More like this 




14



Count and write the numbers in the boxes.

# EVS

Circle the odd one out.





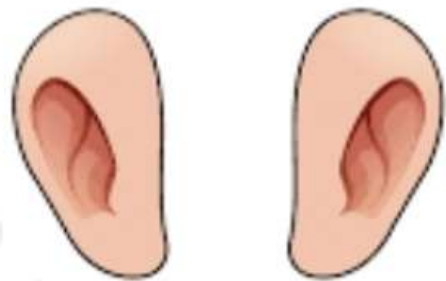
# My Body Parts

Match the pictures of my body parts to their names.

Mouth




Legs



Eyes



Ears



Hand



© PRAADIS  
EDUCATION  
DO NOT COPY



# HOLY HEARTS SCHOOL

Lkg


## Body Parts & Colours/Shapes

Draw a line from picture on left to the matching picture on right .



## Flowers

A. Tick (✓) the flowers you like.





B. Draw your favourite flower and colour:

Skill: Thinking and fine motor skills

# Loops and Curves

Trace the dots and form loops and curves.



Skill: Drawing loops and curves

