



N. K. PUBLIC SCHOOL



HOLIDAY HOMEWORK

MAY 18 - JUNE 21

BEST TIME TO LEARN A NEW SKILL

Wishing you days
filled with fun,
creativity, and
laughter

FAMILY

SCREEN
FREE

PLAY & LEARN

MAKE
FRIENDS

Let your child enjoy a holiday
packed with games, crafts,
music, and new friends!



Dear Parents,

Summer holidays are not just a break from schoolwork; they are a beautiful opportunity for children to slow down, explore life beyond textbooks, and grow in ways that classrooms alone cannot offer.

This year, we encourage a **screen-free and meaningful summer** for our students. Let this vacation be filled with **curiosity, creativity, and connection**. Encourage your child to learn a **new skill, discover a hobby, help at home, observe nature, and ask questions** about the world around them.

More importantly, let this be a time for **family bonding**. Spend unhurried moments together. Talk, laugh, and share stories.

Give your child the warmth of your presence – sometimes a **simple hug reassures them more than a hundred words**.

We request parents to nurture a few small but powerful habits during these holidays:

- **Read a story to your child every night.** Books open windows to imagination and values.





- **Make meals a family time.** Sit together, talk about the day, and create memories.
- **Encourage conversations rather than screens.** Childhood is too precious to be spent scrolling.
- **Appreciate their efforts and celebrate small learnings.**

Remember, the greatest gift we can give our children is **our time, attention, and love.**

The holiday homework shared with you is designed to be **joyful, creative, and experiential** rather than burdensome. We hope these activities will help children return to school with **new skills, happy memories, and brighter smiles.**

Wishing all our students and families a **safe, joyful, and meaningful summer vacation.**

Warm regards,

Principal

N. K. Public School



Name _____ Date _____

Color the nouns inside the apple



English

Colour the Rhyming Words

gray	-	tray	raise	tea	eye
rake	-	said	pray	sake	tie
lent	-	fed	sent	firm	rode
fade	-	den	said	made	bid
wife	-	fam	when	sir	life
oak	-	frock	soak	teak	peak
swag	-	drag	frog	bang	sing
chin	-	rang	stem	spin	sang

COMPOUND WORDS

A **compound word** is a word made up of two words that have been put together. A few examples of compound words include: firefly, moonlight, and airport.

Directions: Pick a word from the word box, and add it to a word below to make a compound word.

ball	hero	bow	child	way
paper	melon	flower	noon	tail

1. water + _____ = _____
2. high + _____ = _____
3. sun + _____ = _____
4. grand + _____ = _____
5. news + _____ = _____
6. super + _____ = _____
7. eye + _____ = _____
8. after + _____ = _____
9. pony + _____ = _____
10. rain + _____ = _____

प्रश्न-1. गमलें से स्वर और व्यंजन अलग करें।

स्वर

व्यंजन

.....

.....

.....

प्रश्न-2. अक्षर जोड़कर शब्द बनायें।

- | | |
|---------------|---------------|
| क + प = | ख + त = |
| घ + र = | ज + ग = |
| न + ल = | ब + स = |

प्रश्न-3. चित्रों के नाम लिखें।

-	-
10 -	-

प्रश्न-4. शब्द पूरे करें।

- | | | |
|--------|--------|--------|
| ज.... | ब..... | न..... |
| छ..... | प..... | ...स |
| ...ल | ट..... | ...ग |



प्रश्न १. खाली स्थानों में सही संज्ञा शब्द चुनकर लिखिए ।

चिड़िया भारत शेर मुंबई दादी गुलाब

- (क) जंगल में _____ रहता है ।
(ख) हमारे देश का नाम _____ है ।
(ग) मेरी _____ मुझे कहानी सुनाती हैं ।
(घ) बगीचे में _____ के फूल खिले हैं ।
(ङ) पेड़ पर _____ बैठी है ।
(च) मैं _____ शहर में रहता हूँ ।

प्रश्न २. लिंग बदलकर लिखिए ।

- (क) भाई _____ (ख) माता _____
(ग) गायक _____ (घ) बैल _____
(ङ) बिल्ली _____ (च) धोविन _____

प्रश्न ३. समान अर्थ वाले शब्द लिखिए ।

- (क) पानी _____ (ख) धरती _____
(ख) पूत _____ (घ) पेड़ _____
(ङ) नभ _____ (च) वायु _____

प्रश्न ४. नीचे लिखे शब्दों में सही जगह पर मात्रा लगाइए ।

- (क) हरन (ख) कछआ
(ग) कआ (घ) बुढ़या
(ङ) राजा (च) गणे

लालची कुत्ता

नीचे दिए गयी कहानियों को ध्यान से पढ़ कर उत्तर लिखिए।

एक कुत्ते को नदी किनारे रोटी का टुकड़ा मिला। वह उसे लेकर पुल पार कर रहा था। पानी में अपनी परछाई देखकर उसे लगा कि कोई और कुत्ता रोटी लिए खड़ा है। उसने वह रोटी छीनने के लिए भौंकते ही अपनी रोटी पानी में गिरा दी और खुद भूखा रह गया।



प्रश्न:

1. कुत्ते को क्या मिला?

उत्तर: _____

2. कुत्ते ने अपनी रोटी क्यों खो दी?

उत्तर: _____

3. कुत्ते ने पानी में क्या देखा?

उत्तर: _____

4. इस कहानी से क्या शिक्षा मिलती है?

उत्तर: _____

Name _____

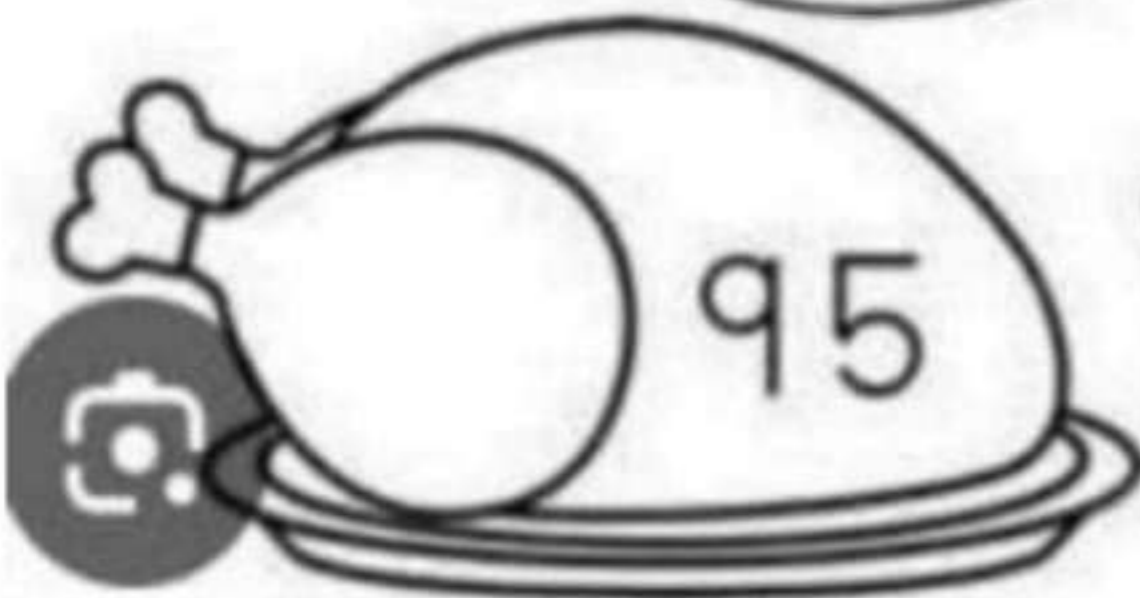



Maths

2-Digit Addition With Regrouping!



Directions: Solve the problems.
Color part of the turkey dinner that matches your answer.

$\begin{array}{r} 35 \\ + 49 \\ \hline \end{array}$	$\begin{array}{r} 58 \\ + 33 \\ \hline \end{array}$	$\begin{array}{r} 78 \\ + 14 \\ \hline \end{array}$	$\begin{array}{r} 39 \\ + 45 \\ \hline \end{array}$
$\begin{array}{r} 67 \\ + 28 \\ \hline \end{array}$	$\begin{array}{r} 36 \\ + 26 \\ \hline \end{array}$	$\begin{array}{r} 44 \\ + 39 \\ \hline \end{array}$	$\begin{array}{r} 55 \\ + 35 \\ \hline \end{array}$



Ordering 3-Digit Numbers

Arrange the given numbers in ascending order.

735, 196, 849

_____ < _____ < _____ < _____

124, 689, 357

_____ < _____ < _____ < _____

598, 743, 481

_____ < _____ < _____ < _____

872, 104, 527

_____ < _____ < _____ < _____

916, 270, 754

_____ < _____ < _____ < _____

413, 857, 124

_____ < _____ < _____ < _____

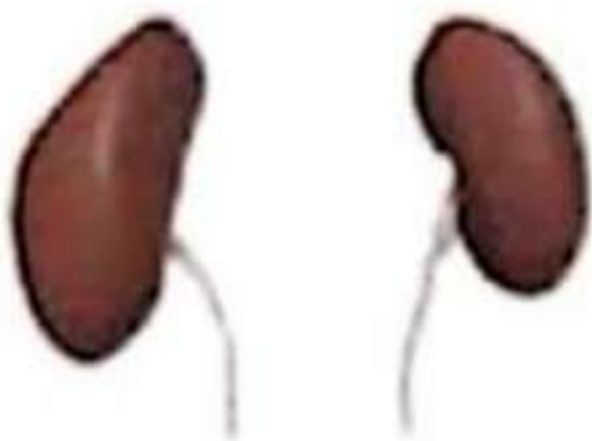
THE HUMAN BODY

1. Watch the video "[BBC Learning - Major Organs of the Human Body](#)" and complete the next sentences.

stomach	brain	kidneys	skin	heart	liver	lungs
---------	-------	---------	------	-------	-------	-------

- Your _____ does all your **thinking** and tells the other part of your body **what to do**.
- Your _____ **pumps blood** around your body.
- Your _____ **bring air** in and out of your body.
- Your _____ **digests** your food breaking it down.
- Your _____ **cleans** your blood.
- Your _____ **filter** the blood.
- Your _____ **holds** everything together in a protective waterproof layer.

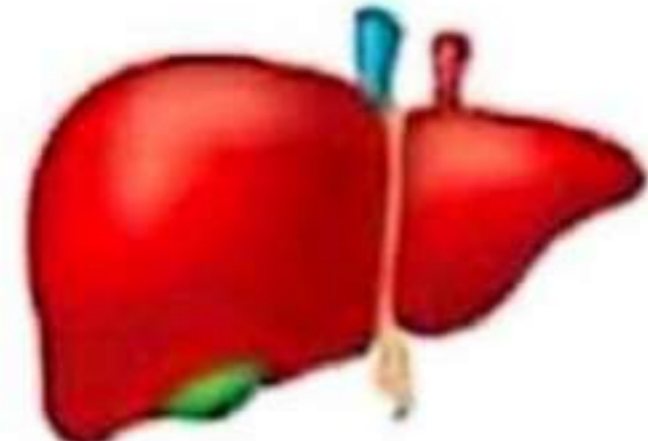
2. Write the name of the major organs from the previous unit on the corresponding picture.



1. _____



2. _____



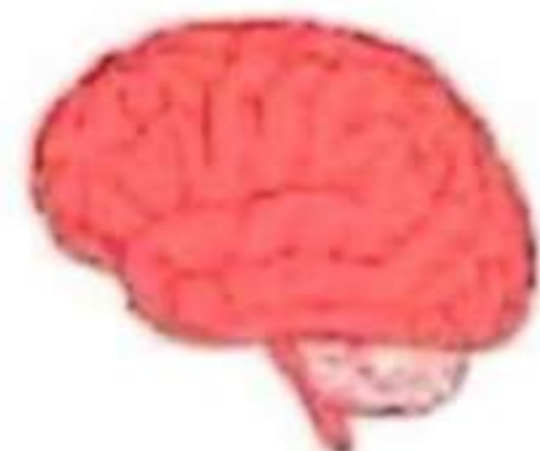
3. _____



4. _____



5. _____



6. _____

Name _____



Healthy OR Not Healthy?

Cross out the unhealthy foods. Color the healthy foods.



My Family.

Choose the correct word to fill the blanks.

1. Father and mother are called _____.
2. The parents of our _____ are called grandparents.
3. A _____ family has three to four members.
4. A big family is also called a _____.
5. A small family is also called a _____.
6. A _____ family has more than four members.
7. A _____ shows the members of the family.
8. Parents _____ of their children.
9. We must _____ our elders.
10. A father, a mother, and their children make a _____.
11. A brother of your father is an _____ to you.
12. A daughter of your aunt is a _____ to you.

joint family

small

big

family tree

respect

parents

nuclear family

cousin

uncle

take care

family

parents

N K Public School

Computer Worksheet

Class 2

Q1. Fill in the blanks using the given hints:

1. There are _____ main parts of a computer.
2. The standard keyboard has _____ keys.
3. A mouse has _____ buttons on it.
4. A _____ is used to record our voice into the computer.
5. CD stands for _____
6. The printed copy on paper is called the _____
7. A _____ is used to point and select an object.
8. _____ is known as the brain of the computer.
9. A _____ looks like a TV.
10. CPU stands for _____

Hints:

104
Mouse
Monitor
4
Microphone
Hard copy
Compact Disk
2 or 3
CPU
Central Processing Unit

Q2. Write True/False:

1. Dot matrix is a kind of printer.
2. The buttons on a keyboard are called keys.
3. Speakers are used to play sound.
4. A printer shows the text on the screen.

Q.2. Write the names of the parts of computer given below: